# GREYSTONE ENERGY SYSTEMS INC

## DIFFERENTIAL PRESSURE SWITCH



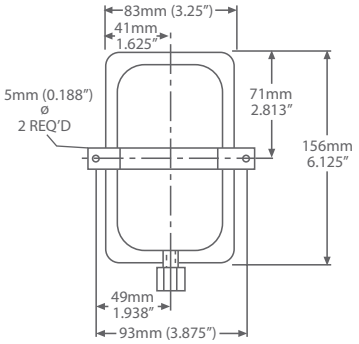


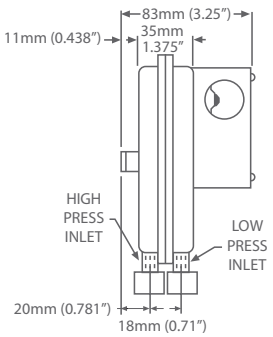


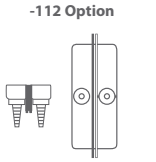


## AFS SERIES

## PRODUCT DESCRIPTION

The plated housing contains a diaphragm, a calibration spring and a snap-acting SPDT switch. The sample connections located on each side of the diaphragm accept 6.35mm (0.25") OD tubing via the integral compression ferrule and nut or barbed fitting.

An enclosure cover guards against accidental contact with the live switch terminal screws and the set point adjusting screw. The enclosure cover will accept a 12.7mm (0.5") conduit connection. Optional pressure ranges and manual resets available.

## ALARM OR CONTROL

To prove excessive airflow or pressure

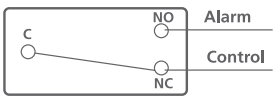


To prove insufficient airflow or pressure

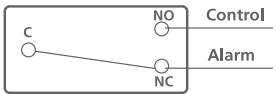


To prove insufficient airflow or pressure (AFS-460).

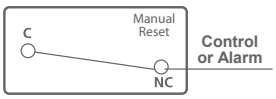


## SPECIFICATIONS

| | |
|---|---|
| SAMPLE MEDIA | Air |
| MOUNTING POSITION | Diaphragm in any vertical plane |
| SET POINT RANGE | **AFS-222:** 0.05 ± 0.02"W.C. to 12.0"W.C.<br>**AFS-262:** 0.05 ± 0.02"W.C. to 2.0"W.C.<br>**AFS-460:** 0.40 ± 0.06"W.C. to 12.0"W.C. |
| FIELD ADJUSTABLE OPERATE RANGE | **AFS-222:** 0.07"W.C. to 12.0"W.C.<br>**AFS-262:** 0.07"W.C. to 2.0"W.C.<br>**AFS-460:** 0.46"W.C. to 12.0"W.C. |
| FIELD ADJUSTABLE RELEASE RANGE | **AFS-222:** 0.04"W.C. to 11.2"W.C.<br>**AFS-262:** 0.04"W.C. to 1.9"W.C. |
| SWITCH DIFFERENTIAL | **AFS-222:** Progressive, increasing from approx. 0.02 ± 0.01"W.C. at minimum set point, to approx. 0.8"W.C. at maximum set point<br>**AFS-262:** Progressive, increasing from approx. 0.02 ± 0.01"W.C. at minimum set point, to approx. 0.1"W.C. at maximum set point<br>**AFS-460:** Progressive, increasing from approx. 0.06 ± 0.01"W.C. at minimum set point, to approx. 0.8"W.C. at maximum set point |
| MAXIMUM PRESSURE | 0.03 BAR (0.5 PSI) |
| OPERATING TEMP RANGE | -40 to 82°C (-40 to 180°F) |
| LIFE | **AFS-222/262:** 100,000 cycles at 0.5 PSI max pressure each cycle and at max electrical load<br>**AFS-460:** 6000 cycles at 0.5 PSI max pressure each cycles and at max electrical load |
| ELECTRICAL RATING | 300 va pilot duty at 115 - 277 Vac, 10 amp, non-inductive, 277 Vac, 60Hz |
| CONTACT ARRANGEMENT | **AFS-222/262:** SPDT<br>**AFS-460:** SPDT-NC |
| ELECTRICAL CONNECTIONS | Screw top terminals with cup washers |
| CONDUIT CONNECTIONS | 0.875" opening accepts ½" conduit |
| SAMPLE LINE CONNECTIONS | Ferrule and nut compression type connectors that accept 6.35mm (0.25") OD rigid tubing<br>**-112:** 1/4" OD barbed connector |
| RESET | **AFS-222/262:** Automatic<br>**AFS-460:** Manual |
| APPROVALS | **AFS-222/262:** UL, FM, CSA<br>**AFS-460:** UL, CSA, CE |

## ORDERING

| PRODUCT | AFS- | Adjustable Differential Pressure Switch |
|---|---|---|
| RANGE | **222** | 0.05 ± 0.02"W.C. to 12.0"W.C. with Ferrule and nut compression connections |
| | **222-112** | 0.05 ± 0.02"W.C. to 12.0"W.C. with 1/4" OD barbed connections |
| | **262** | 0.05 ± 0.02"W.C. to 2.0"W.C. with Ferrule and nut compression connections |
| | **262-112** | 0.05 ± 0.02"W.C. to 2.0"W.C. with 1/4" OD barbed connections |
| | **460** | 0.40 ± 0.06"W.C. to 12.0"W.C. with Ferrule and nut compression connections |
| | **460-112** | 0.40 ± 0.06"W.C. to 12.0"W.C. with 1/4" OD barbed connections |

## PART NUMBER

**AFS-**

NOTE: Greystone Energy Systems, Inc. reserves the right to make design modifications without prior notice.

RoHS COMPLIANT

Greystone Energy Systems, Inc.
150 English Drive, Moncton,
New Brunswick, Canada E1E 4G7

Ph: +1 (506) 853-3057 Fax: +1 (506) 853-6014
North America: 1-800-561-5611
E-mail: mail@greystoneenergy.com


Copyright © Greystone Energy Systems Inc. All Rights Reserved